



SCHOOL DISTRICT OF PITTSVILLE

5459 Elementary Avenue, Suite 2

Pittsville, WI 54466

715-884-6694

www.pittsville.k12.wi.us

Annual School District Meeting

October 8, 2012

WELCOME . . .

The Annual Meeting is the opportunity for citizens to vote on the School District of Pittsville's proposed tax levy for 2012-2013. Information about the levy is included in this Annual Report. We welcome your presence and participation at the meeting.

SCHOOL DISTRICT PROFILE

The School District of Pittsville serves all or part of the following communities:

City of Pittsville, Town of Cary, Town of Dexter, Town of Hansen, Town of Hiles, Town of Port Edwards, Town of Remington, Town of Richfield, Town of Rock, Town of Seneca, Town of Wood, Town of City Point, Town of Sherwood, and Town of Finley.

BOARD OF EDUCATION

JULIE STRENN

School Board President
Term Expires April 2015

MARYANN LIPPERT

School Board Vice President
Term Expires April 2013

CONNIE POTTER

School Board Clerk
Term Expires April 2014

JANE WESELY

School Board Treasurer
Term Expires April 2013

LISA SCHULZ

Member-at-Large
Term Expires April 2014

NOTICE OF BUDGET HEARING (S. 65.90) (4)

Notice is hereby given to the qualified electors of the School District of Pittsville that the budget hearing will be held at the Annual Meeting at the Pittsville Conference Center on the 8th day of October, 2012 at 7:00 p.m. The summary of the budget is printed herein.

Detailed copies of the budget are available for inspection in the District's Administrative Office at 5459 Elementary Avenue.

Dated this 10th day of September, 2012

Connie Potter, District Clerk

NOTICE OF ANNUAL DISTRICT MEETING (S. 120.08) (1)

Notice is hereby given to the qualified electors of the School District of Pittsville, that the Annual Meeting of said District for the transaction of business will be held at the Pittsville Conference Center on the 8th day of October, 2012 at 7:00 p.m.

Dated this 10th day of September, 2012.

Connie Potter, District Clerk

AGENDA

- I. Call the 2012 Annual Meeting to Order
- II. Election of a Chairperson
- III. Approve Minutes of the Last Annual Meeting
- IV. Reports
 - A. Treasurer's Report
 - B. Administrative Report
- V. Resolution Authorizing the Sale and Disposal of Tangible Property Belonging To and No Longer Needed by the School District
- VI. Resolution Authorizing the Option to Purchase Real Property by the School District
- VII. Vote on Annual Salaries and Authorize Reimbursement of Actual Expenditures Incurred by the Board of Education Members (*Current salary - \$1,200.00*)
- VIII. Direct and Provide for Prosecution or Defense of any Legal Action or Proceedings in which the School District is Interested According to Wisconsin Statute 120.10
- IX. Student Accident Insurance - Annual Cost: \$ 19,884.00
- X. Presentation of the Budget
- XI. Hearing on the Budget
- XII. Vote on the Tax Levy for the 2012-2013 School Year - Proposed School Levy: \$ 3,393,154.56
- XIII. New Business that can be Addressed According to State Statutes 120.10 and 120.13(2)(20)(25)
- XIV. Adjourn

October 10, 2011 Annual Meeting Minutes

Meeting Call to Order. The Annual Meeting of the School District of Pittsville was held on Monday, October 10, 2011. The meeting was called to order by School Board Vice President Lisa Schulz at 7:00 p.m.

School Board Members present: Jane Wesely, Connie Potter, MaryAnn Lippert, Lisa Schulz, with Julie Strenn absent.

Administrative Staff present: Terry Reynolds, District Administrator; John Olig, High School Principal; JoAnn Sondelski, Elementary School Principal; Jeffrey Gast, Finance Director, Chris Nepper, Computer Technologist; Dick Koeshall, Director of Buildings and Grounds.

Registration of Qualified Voters. Total registered voters were 12. Non-resident: 3.

Election of Chairperson. Motion was made by John Olig, seconded by Dick Koeshall, to nominate Lisa Schulz as Chairperson of the Annual Meeting. Motion carried.

Approval of Minutes. Motion was made by Chris Nepper, seconded by MaryAnn Lippert, to dispense of the reading and accept the minutes of the October 11, 2010 Annual Meeting. Motion carried.

Reports

A. Treasurer's Report

Motion was made by Chris Nepper, seconded by John Olig, to dispense of the reading and accept of the Treasurer's Report school year. Motion carried.

B. Administrative Report

Mr. Terry Reynolds, District Administrator. Highlights of the 2010-2011 school year and challenges for 2011-2012 were discussed.

Resolution Authorizing the Sale and Disposal of Tangible Property Belonging To and No Longer needed by the School District. Motion was made by John Olig, seconded by Chris Nepper, to approve the resolution authorizing the sale and disposal tangible property belonging to and no longer needed by the School District. Motion carried.

Resolution Authorizing the Option to Purchase Real Property by the School District. Motion was made by Dick Koeshall, seconded by Chris Nepper, to adopt the resolution authorizing the option to purchase real property by the School District. Motion carried.

Vote Annual Salaries and Authorize Reimbursement of Actual Expenditures Incurred by the Board of Education Members. Motion was made by Nancy Potter, seconded by Lisa Schulz, that the current School Board of Education salaries of \$1,200.00 remain the same and to authorize the reimbursement of actual expenses incurred by the Board of Education members for the 2011-2012 school year. Motion carried.

Direct and Provide for Prosecution or Defense of any Legal Action or Proceedings in which the School District is Interested According to Wisconsin Statute 120.10. Motion was made by Chris Nepper, seconded by Dick Koeshall, to direct and provide for prosecution or defense of any legal action or proceedings in which the school district is interested according to Wisconsin Statute 120.10. Motion carried.

Student Accident Insurance. Motion was made by Chris Nepper, seconded by Dick Koeshall, to approve continuation of Student Accident Insurance at an annual cost of \$19,884.00 for the 2011-2012 school year as presented. Motion carried.

Presentation of Budget - Finance Director Jeffrey Gast presented the Budget.

Hearing on the Budget. The proposed tax levy is \$3,346,363.00 for General and Debt Service operations. This levy is equivalent to \$10.49 per \$1,000.00 of equalized valuation using \$318,907,637.00 as a basis for the District's value, as certified by the Wisconsin Department of Revenue on May 2011. This represents a \$0.68 per \$1,000.00 or \$216,996.84 decrease over the 2010-2011 levy.

Vote the Tax Levy for the 2010-2011 School Year. Motion was made by Chris Nepper, seconded by Dick Koeshall, to approve the proposed school tax levy of \$3,346,363.00 for the 2011-2012 school year. Motion carried unanimously.

New Business that can be addressed according to State Statutes 120.10 and 120.13(2)(20)(25). No new business

Adjourn. Motion by Dick Koeshall, seconded by Chris Nepper, to adjourn at 7:26 p.m. Motion carried.

WISCONSIN STATE STATUTES

120.10 Powers of Annual Meeting. The Annual Meeting of a Common or Union High School District may:

(1) **Chairman and Clerk.** Elect a chairman and, in the absence of the School District Clerk, elect a person to act as the Clerk of the meeting.

(2) **Adjournment.** Adjourn from time to time.

(3) **Salaries of School Board Members.** Vote annual salaries for School Board members or an amount for each School Board meeting the member actually attends.

(4) **Reimbursement of School Board Members.** Authorize the payment of actual and necessary expenses.

(5) **Building Sites.** Designate sites for School District buildings and provide for the erection of suitable buildings or for the lease of suitable buildings for a period not exceeding 20 years with annual rentals fixed by the lease.

(5m) **Real Estate.** Authorize the school board to acquire, by purchase or condemnation under ch. 32, real estate and structures and facilities appurtenant to such real estate necessary for school district purpose.

(6) **Tax for Sites, Buildings, and Maintenance.** Vote a tax to purchase or lease suitable sites for school buildings, to build, rent, lease or purchase and furnish, equip, and maintain School District buildings.

(7) **Tax for Transportation Vehicles.** Vote a tax to purchase, operate, and maintain transportation vehicles, to purchase liability insurance for such vehicles, and to finance contracts for the use and services of such vehicles.

(8) **Tax for Operation.** Vote a tax for the operation of the schools of the School District.

(9) **Tax for Debts.** Vote a tax necessary to discharge any debts or liabilities of the School District.

(10) **School Debt Service Fund.** Vote a tax to create a fund for the purpose of financing all current and future capital expenditures and for paying all current bonded indebtedness for capital expenditures. All money raised through taxation or otherwise collected pursuant to this subsection shall be deposited by the School District Treasurer in a segregated fund. Such money shall not be used for any other purpose, except as provided by S. 67.11(1), or be transferred to any other fund except by authorization by a two-thirds majority vote of the total number of electors of the School District.

(10m) **School Capital Expansion Fund.** Vote a tax to create a fund for the purpose of paying all current bonded indebtedness for capital expenditures.

(10m) **School Capital Expansion Fund.** Vote a tax to create a fund for the purpose of paying all current bonded indebtedness for capital expenditures.

(11) **Tax for Recreation Authority.** Vote a tax for the purposes specified in S. 66.527.

(12) **Sale of Property.** Authorize the sale of any property belonging to and not needed by the School District.

(13) **School Term.** Fix the number of days school shall be held during the school term at not less than 180 days, as defined in S. 115.01(10).

(14) **Legal Proceedings.** Direct and provide for the prosecution or defense of any action or proceedings in which the School District is interested.

(15) **Textbooks.** Authorize the School Board to furnish textbooks under conditions prescribed by the Annual Meeting or by the School Board. The authorization shall continue in effect until revoked by a subsequent Annual Meeting.

(16) **School Lunches.** Direct the School Board to furnish school lunches to the pupils of the School District and appropriate funds for that purpose.

(19) **Consolidation of High Schools.** In a union high school district, vote to consolidate schools or to discontinue a school where more than one high school is operated by the school district.

120.13 School Board Powers. The school board of a common or union high school district may do all things reasonable to promote the cause of education, including establishing, providing, and improving school district programs, functions, and activities for the benefit of pupils, and including all of the following:

(2) **Accident Insurance.** Provide for accident insurance covering pupils in the School District. Such insurance shall not be paid from School District funds unless the expenditure is authorized by an Annual Meeting.

(20)**Options to Purchase Real Property.** Solicit and obtain one or more options to purchase real property, and upon approval of the annual or special meeting, exercise such options.

(25)**Lease School Property.** In addition to any other authority, lease school sites, buildings, and equipment not needed for school purposes to any person for any lawful use at a reasonable rental for a term not exceeding 15 years, if approved at an annual or special meeting.

VOTERS QUALIFICATIONS FOR THE ANNUAL MEETING

A citizen of the United States, 18 years of age or older.

A resident of the district for at least ten (10) days before any election. (Wisconsin Statutes Sec. 6.02)

If a person is challenged as to his/her qualifications to vote, the chairperson shall state the above qualifications to the challenged person. If such challenged person declares he/she is eligible to vote and the challenged is not withdrawn, the chairperson shall administer the following oath and affirmation to the challenged person: "You do solemnly swear (or affirm) that you are an actual resident of this school district and that you are qualified, according to law, to vote at this meeting." A person taking such oath or affirmation shall be permitted to vote, but if he/she refuses to take such oath or affirmation, he/she may not vote. (Wisconsin Statutes Sec. 120.08(3).)

GROUND RULES FOR THE ANNUAL MEETING

Each person addressing the chair shall rise and state his/her name and place of residence.

No person shall speak more than twice on the same subject or more than two minutes unless authorized by a 2/3 vote of the assembly.

The chair may establish an order of speakers to give equal time to pro and con sides.

All voters shall be voice votes unless a division of the house is specifically requested. Standing votes shall be used, unless paper secret ballots are requested.

STUDENT INSURANCE

The 2011 Annual Meeting authorized the District to purchase Student and Athletic Accident Insurance for the 2011-2012 school year for all of our students. The insurance provided for secondary coverage for medical expenses of students while in school, participating in a school or sport activity on the premises or away, and being supervised.

The premium the District paid for the coverage was \$19,884.00 or \$ 31.26 per student (636 students).

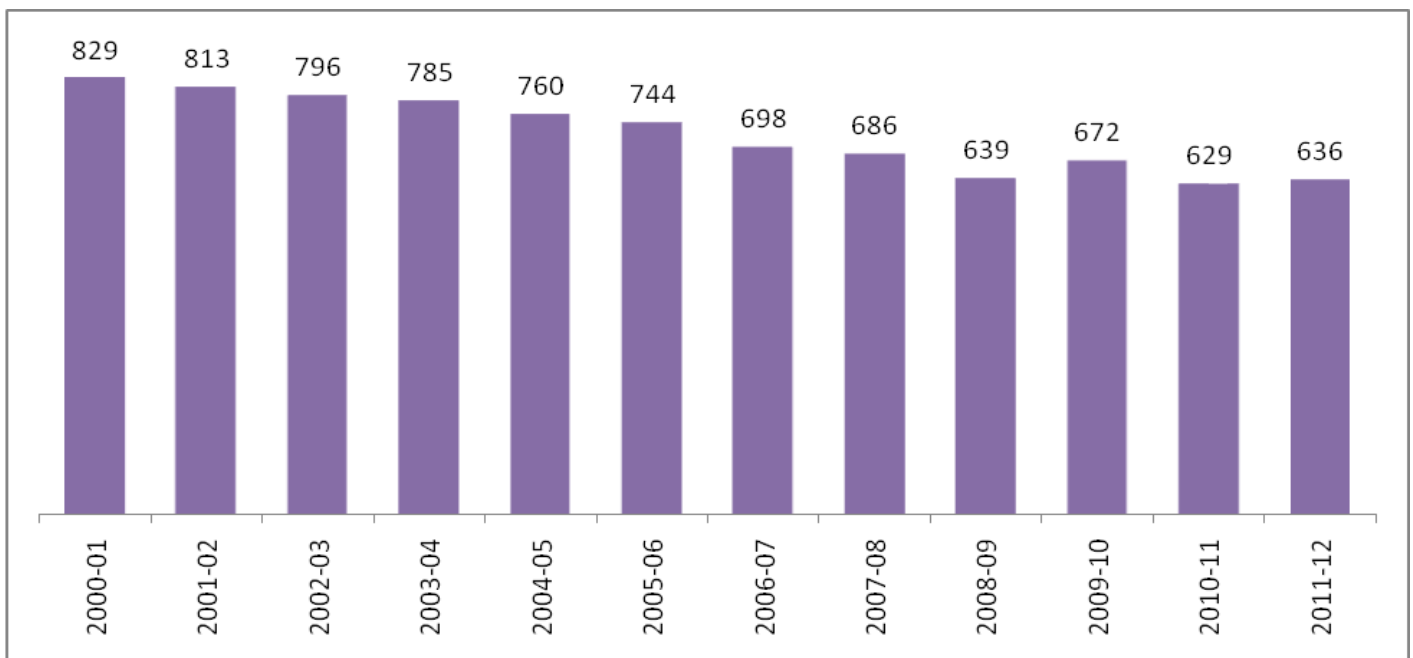
The 2012-2013 premium is \$19,884.00 or \$31.26 per student (636 students). No increase.

Claims totaled: \$ 25,928.38

ENROLLMENT

The enrollment information in this report is to show our student numbers as reported on our official September count. The amount of Revenue received from the State of Wisconsin is dependent upon the number of students enrolled in our school district.

As Reported to DPI – September Count



RESOLUTION

AUTHORIZING THE OPTION TO PURCHASE REAL PROPERTY BY THE SCHOOL DISTRICT

The undersigned, being the President and Clerk of the Board of Education of the Pittsville School District, a Wisconsin common school district, do hereby certify that at the 2012 Annual Meeting of the Pittsville School District the following resolution was adopted by said Board, to-wit:

NOW, THEREFORE, BE IT RESOLVED, that the President of the School Board and the Clerk of the School Board are hereby authorized, during the 2012-2013 school year, to have the option to purchase real property, as a result of the approval at the annual meeting.

Dated the 8th day of October, 2012.

*Julie Strenn, School Board President
Connie Potter, School Board Clerk*

RESOLUTION

AUTHORIZING THE SALE AND DISPOSAL OF TANGIBLE PROPERTY BELONGING TO AND NO LONGER NEEDED BY THE SCHOOL DISTRICT

The undersigned, being the President and Clerk of the Board of Education of the Pittsville School District, a Wisconsin common school district, do hereby certify that at the 2012 Annual Meeting of the Pittsville School District the following resolution was adopted by said Board, to-wit:

NOW, THEREFORE, BE IT RESOLVED, that the President of the School Board and the Clerk of the School Board are hereby authorized, during the 2012-2013 school year, to sell and dispose of any tangible property belonging to the school district that is determined by the school board to be no longer needed for school purposes.

Dated the 8th day of October, 2012.

*Julie Strenn, School Board President
Connie Potter, School Board Clerk*

INTRODUCTION TO THE BUDGET DOCUMENT

We are estimating an increase in the Tax Levy. The exact amount of the levy is contingent upon the Revenue Cap. The Revenue Cap cannot be determined until after our September 21, 2012 enrollment figure is known, the Department of Public Instruction completes final equalization and calculations in October, and the State Budget is finalized (not final as of the date of this printing).

The proposed tax levy is \$3,393,154.56 for General and Debt Service operations. This levy is equivalent to \$10.94 per \$1,000.00 of equalized valuation using \$310,031,256.00 as a basis for the District's value, as certified by the Wisconsin Department of Revenue on May 2012. This represents a \$.49 per \$1,000.00 or \$52,843.56 increase over the 2011-2012 levy. Please see page 8, "Levy History and Proposed Tax Levy."

Understanding the Budget. The 2012-2013 Budget is detailed on the next pages of this report. As you examine these pages, you will note that there are eight different "Funds" (General Fund, Special Projects Fund, Debt Service Fund, Capital Projects Fund, Foods Services Fund, and Agency Fund,). Under each of these funds, except the Agency fund, is a beginning and ending fund balance which shows how many dollars were in the fund at the start and the end of the fiscal year, along with a list of revenues and expenditures. If you were to look at the beginning fund balance, add the total revenues and subtract the total expenditures, you would come up with the ending fund balance.

The following definitions and explanations should help give you a better understanding of the various funds:

General Fund (Fund 10). The General Fund is used to account for District financial activities for current operations. Most District spending occurs out of this fund. Expenditures are broken into the following functions:

110 000	Undifferentiated Curriculum	(Elementary School)
120 000	Regular Curriculum	(Junior and Senior High School)
130 000	Vocational Curriculum	(Ag, Business Ed, Home Ec, Tech Ed)
140 000	Physical Curriculum	(Physical Education, Drivers Ed, Health)
150 000	Special Curriculum	(Special Ed and Gifted/Talented)
160 000	Co-Curricular Activities	(Athletics, Forensics, Drama, etc.)
170 000	Other Special Needs	(Gift-Talented, Title I Program)
210 000	Pupil Services	(Counseling Offices, School Psychologist)
220 000	Instructional Staff Services	(Library, Staff In-Service, Athletic Director)
230 000	General Administration	(School Board, District Administrator)
240 000	School Building Administration	(Principal's Office)
250 000	Business Administration	(Operations & Maint., Transport., Fiscal Mngmt)
260 000	Central Services	(Telephone, Postage, Printing)
270 000	Insurance & Judgments	(Unemployment Compensation, Liability Insurance)
280 000	Debt Services	(Short Term Interest, Referendum Payment, Lease)
290 000	Other Support Services	(Payment to CESA, Early Retirement Benefits)
430 000	Instruction Services Payments	(Tuition Payments - Open Enrollment)
490 000	Other Non-Program Transactions	(Personal Property Tax Repayment)

Special Projects Fund (Fund 20). This fund is used to account for activities which are funded or in part by federal or state programs which are designed for specific purposes and the General Fund by interfund transfer and which require accounting in a segregated fund.

Debt Service Fund (Fund 30). This fund is required by Section 67.11, Wisconsin Statutes. Irrepealable debt tax levy and related revenues are accounted for in this fund, along with expenditures for long-term debt retirement. A separate checking and/or investment account must be maintained by the District for this fund. Sub-funds may be established for various project loans.

Capital Projects Fund (Fund 40). This fund is used to account for financial resources involved in the acquisition of capital objects, construction of capital facilities, or maintenance projects. The loans used to finance these projects are paid for through Funds 10 and 30.

Food Services Fund (Fund 50). Federal regulations require that the Food Service Fund be accounted for separately. The Food Services Fund may not transfer money to any other fund. Any fund deficit at the end of the year must be eliminated through an interfund operating transfer from the General Fund. Fund balances must be retained for future use of Food Services.

Agency Fund (Fund 60). The Agency Fund is used to account for assets held by the District for pupil organizations.

LEVY HISTORY AND PROPOSED 2012-2013 TAX LEVY

	<u>2005-2006</u>	<u>2006-2007</u>	<u>2007-2008</u>	<u>2008-2009</u>	<u>2009-2010</u>	<u>2010-2011</u>	<u>2011-2012</u>	<u>2012-2013</u>
General Fund	1,599,580.00	1,577,037.00	1,980,107.00	2,258,674.00	2,641,257.00	3,076,481.00	2,851,179.00	2,907,737.00
Debt Service	526,920.00	524,295.00	520,732.50	521,097.50	493,247.66	486,699.84	489,132.00	485,417.56
Total Levy	2,126,500.00	2,101,332.00	2,500,839.50	2,779,771.50	3,134,504.66	3,563,180.84	3,340,311.00	3,393,153.56
Rates per \$1000	8.33	7.49	8.22	9.01	9.76	11.17	10.45	10.94

An increase in the levy amount by \$ 52,843.56 (see below).

An increase in the levy rate by \$0.49 per \$1,000.00 of Equalized Value from \$10.45 in 2011-2012.

<u>2008-2009</u> <u>YEAR 1</u>	<u>Rate /</u> <u>\$1000</u>	<u>Levy Amount</u>	<u>2009-2010</u> <u>YEAR 2</u>	<u>Rate /</u> <u>\$1000</u>	<u>Levy Amount</u>	<u>2010-2011</u> <u>YEAR 3</u>	<u>Rate /</u> <u>\$1000</u>	<u>Levy Amount</u>	<u>Accumulated</u> <u>Referendum Rate</u>	<u>Accumulated</u> <u>Referendum</u> <u>Amount</u>
Revenue Amount	\$.55	\$ 175,000.00	Referendum Amount	\$.51	\$ 175,000.00	Revenue Amount	\$.54	\$175,000.00	\$1.60/\$1000	\$ 525,000.00
Revenue Increase	\$.24	\$ 103,932.00	Net Aid Decrease	\$.84	\$ 239,410.16	Revenue Increase	\$.41	\$131,221.18		
Net Levy Increase	\$.79	\$ 278,932.00	Net Levy Increase	\$1.35	\$ 414,410.16	Net Levy Increase	\$.95	\$306,221.18		

∞

DEBT SERVICES – LONG TERM

On Page 10 of this report, a detailed repayment schedule, by levy year, is shown. The tax levy is for a calendar year, January to December, for which the District repays its obligation in annual and semi-annual installments. The District refinanced it's bonds and decreased it's interest rate from 5.1% to 3.5% on April 1, 2009.

The District has made the following payments through June 30, 2012.

	<u>PRINCIPAL</u>	<u>INTEREST</u>	<u>TOTAL</u>
March 15, 2012	\$460,971.81	\$28,160.19	\$489,132.00

The District currently receives Equalized Aid (State Funding) at a rate of 43% of debt payments made. For the 2012-2013 fiscal year, the estimated reimbursed amount totals: \$489,132.00 X 0.43 = \$210,326.00

		<u>TAX RATE</u>
Total 2011- 2012 Debt Payment	489,132.00	1.53
State Funding	- 210,326.00	- .66
Net Cost	<u>\$ 278,806.00</u>	<u>\$ 0.87 / \$1000</u>

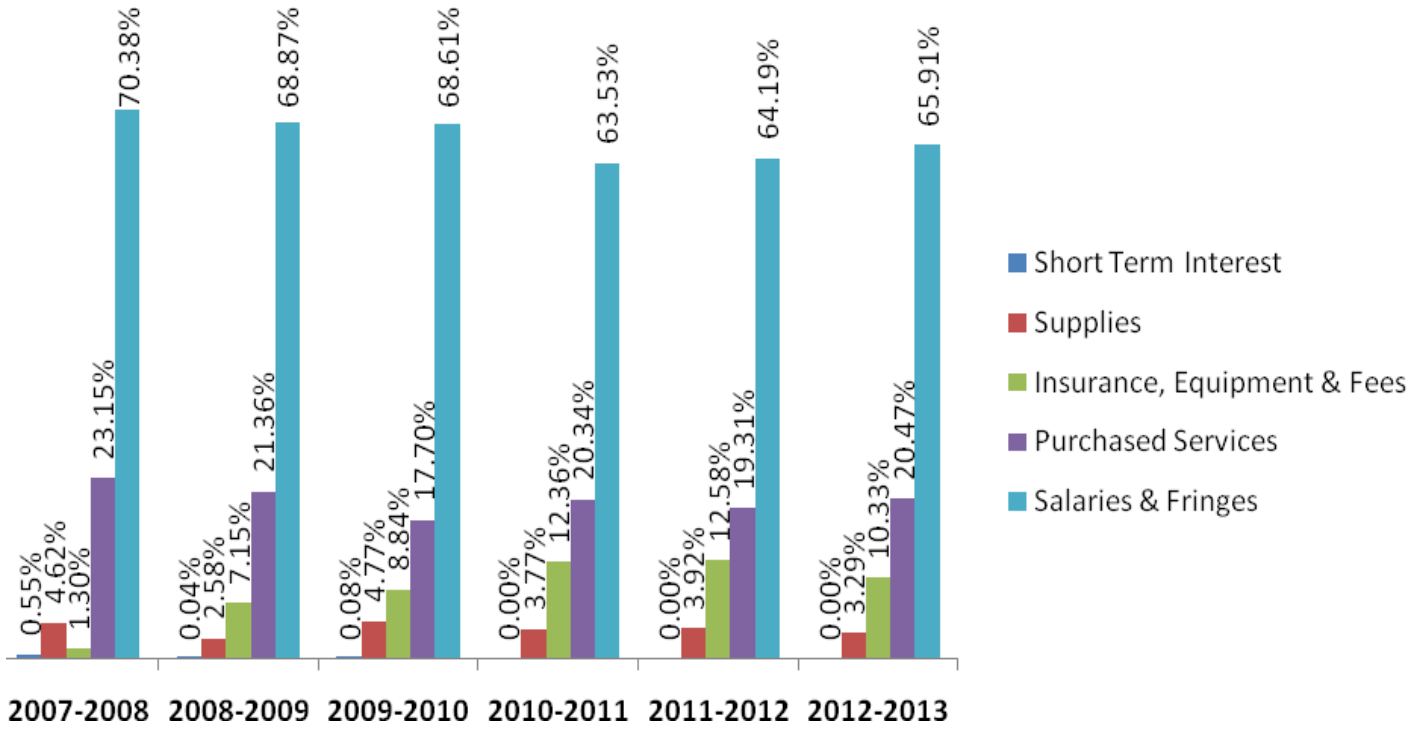
DEBT SERVICE SCHEDULES BY LEVY YEAR

LEVY YEAR	<i>STATE TRUST FUND LOAN</i>			<i>GENERAL OBLIGATION BONDS</i>			TOTAL LEVY
	PRINCIPAL	INTEREST	TOTAL	PRINCIPAL	INTEREST	TOTAL	
				REFINANCED IN 2008-2009			
2009				395,000.00	126,097.50	521,097.50	521,097.50
2010	416,319.00	76,928.66	493,247.66	415,000.00	105,442.50	520,442.50	520,442.50
2011	424,131.00	62,568.84	486,699.84	430,000.00	83,895.00	513,895.00	513,895.00
Prepayment	145,000.00	16,343.92	161,343.92				
2012	460,971.81	28,160.19	489,132.00	455,000.00	61,327.50	516,327.50	516,327.50
2013	458,902.32	26,515.24	485,417.56	475,000.00	37,612.50	512,612.50	512,612.50
2014	298,675.87	10,453.66	309,129.53	500,000.00	12,750.00	512,750.00	512,750.00
TOTAL	\$2,204,000.00	\$ 220,970.51	\$2,424,970.51				

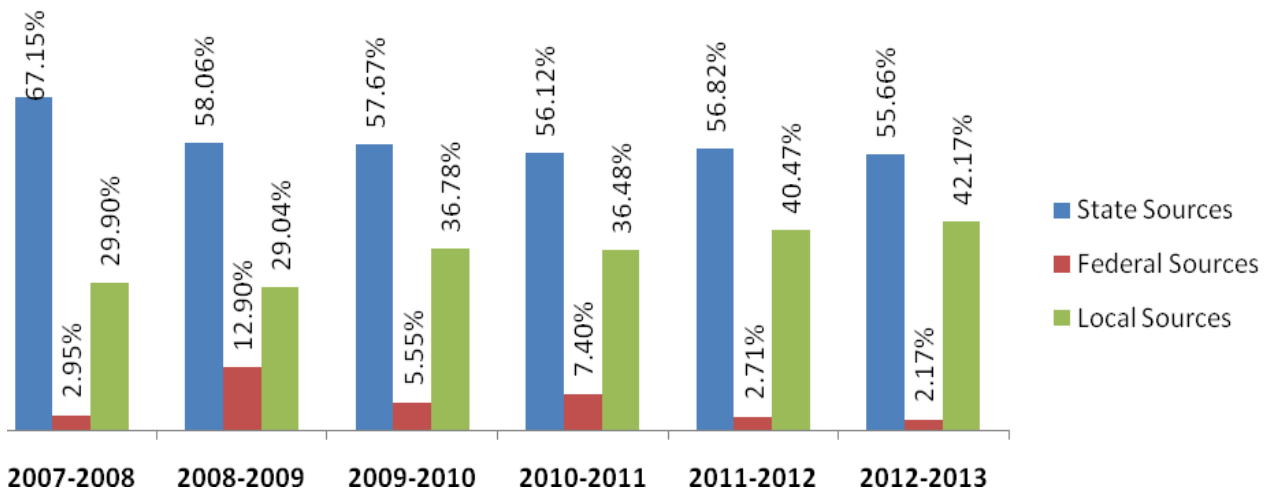
COMPARISON OF DETAILED EXPENDITURES BY YEAR

	ACTUAL 2007-2008	%	ACTUAL 2008-2009	%	ACTUAL 2009-2010	%	ACTUAL 2010-2011	%	ACTUAL 2011-2012	%	Proposed 2012-2013	%
Salaries & Fringe Benefits	5,222,254.65	70.38	5,446,214.85	68.87	5,409,615.97	69.34	5,410,552.50	63.53	5,054,207.90	67.30	5,151,059.02	70.24
Personal Services:												
Tuition	420,005.00	5.66	431,207.47	5.45	444,011.59	5.69	315,875.87	3.71	323,773.51	4.31	358,188.00	4.88
Bus Utilization	534,702.04	7.21	495,537.99	6.27	508,646.35	6.52	533,742.39	6.27	548,218.99	7.30	566,174.00	7.72
CESA-5 Contract	157,898.80	2.13	195,201.23	2.47	191,414.36	2.46	237,050.00	2.78	255,829.53	3.41	232,541.53	3.17
Utilities	219,324.22	2.96	208,426.97	2.64	192,620.62	2.48	195,379.45	2.29	183,888.22	2.44	200,715.00	2.74
Professional Services/Fees	138,643.90	1.87	72,508.67	0.92	167,391.11	2.15	175,954.20	2.07	191,302.85	2.55	189,671.49	2.59
Operational Services	56,001.87	0.75	57,425.86	0.73	69,069.98	0.88	73,675.88	0.87	58,522.46	0.78	62,284.00	0.86
Athletic Official	15,728.34	0.21	17,687.80	0.22	16,758.10	0.21	16,695.00	0.20	17,191.40	0.24	21,540.00	0.29
Strategic Planning	0.00	0.00	0.00	0.00	0.00	0.00	46.06	0.00	1,000.00	0.01	4,000.00	0.05
Software & Computers	88,927.80	1.21	213,762.57	2.70	115,027.19	1.48	144,501.29	1.70	108,123.53	1.44	42,720.50	0.58
Staff Travel & Training	43,201.51	0.58	78,018.53	0.99	86,227.01	1.11	81,722.79	0.96	20,265.24	0.27	30,237.00	0.41
Postage, Printing, Phone	34,494.11	0.46	43,537.81	0.55	40,987.39	0.52	36,595.48	0.43	33,057.68	0.44	41,362.08	0.56
Property/Equip Maintenance	59,959.30	0.81	78,568.50	0.99	76,594.32	0.98	148,711.13	1.75	51,088.60	0.68	50,600.00	0.69
Supplies/Workbooks/Texts	250,937.65	3.38	203,998.56	2.58	360,647.54	4.62	241,603.65	2.84	241,759.31	3.22	229,377.72	3.13
Dues, Fees	20,767.84	0.28	18,698.96	0.24	16,560.79	0.21	20,192.55	0.24	20,144.30	0.27	28,912.00	0.39
Equipment	3,645.45	0.05	255,068.79	3.23	15,729.43	0.20	650,521.33	7.64	301,799.59	4.02	1,500.00	0.02
Short Term Interest	41,018.20	0.55	10,181.45	0.13	5,444.38	0.07	0.00	0.00	0.00	0.00	0.00	0.00
Property, Liability, Unemployment Insurance	75,801.91	1.02	77,521.14	0.98	84,578.12	1.08	72,276.49	0.85	99,478.54	1.32	123,096.32	1.68
Operational Transfer	36,544.86	0.49	4,480.72	0.04	0.00	0.00	161,343.92	1.87	0.00	0.00	0.00	0.00
TOTAL	\$7,419,857.45	100	\$7,908,047.87	100	\$7,801,324.25	100	\$8,516,439.98	100	\$7,509,693.82	100	\$7,333,878.66	100

GENERAL FUND EXPENDITURES



GENERAL FUND REVENUES



SCHOOL DISTRICT OF PITTSVILLE

BUDGET ADOPTION 2012-2013			
GENERAL FUND (FUND 10)	Audited 2010-2011	Unaudited 2011-2012	Budget 2012-2013
Beginning Fund Balance (Account 930 000)	1,554,881.78	1,582,071.18	1,684,223.80
Ending Fund Balance, Nonspendable (Acct. 935 000)	0.00	0.00	0.00
Ending Fund Balance, Restricted (Acct. 936 000)	0.00	0.00	0.00
Ending Fund Balance, Committed (Acct. 937 000)	0.00	0.00	0.00
Ending Fund Balance, Assigned (Acct. 938 000)	0.00	0.00	0.00
Ending Fund Balance, Unassigned (Acct. 939 000)	1,582,071.18	1,684,223.80	1,684,223.80
TOTAL ENDING FUND BALANCE (ACCT. 930 000)	1,582,071.18	1,684,223.80	1,684,223.80
REVENUES & OTHER FINANCING SOURCES			
100 Transfers-in	0.00	0.00	0.00
Local Sources			
210 Taxes	3,076,653.27	2,851,344.88	2,907,737.00
240 Payments for Services	0.00	0.00	0.00
260 Non-Capital Sales	0.00	0.00	0.00
270 School Activity Income	16,901.56	19,429.62	22,000.00
280 Interest on Investments	3,443.92	0.00	0.00
290 Other Revenue, Local Sources	9,405.54	13,854.09	5,660.00
Subtotal Local Sources	3,106,404.29	2,884,628.59	2,935,397.00
Other School Districts Within Wisconsin			
310 Transit of Aids	0.00	0.00	0.00
340 Payments for Services	246,013.00	255,719.00	257,840.00
380 Medical Service Reimbursements	0.00	0.00	0.00
390 Other Inter-district, Within Wisconsin	0.00	0.00	0.00
Subtotal Other School Districts within Wisconsin	246,013.00	255,719.00	257,840.00
Other School Districts Outside Wisconsin			
440 Payments for Services	0.00	0.00	0.00
490 Other Inter-district, Outside Wisconsin	0.00	0.00	0.00
Subtotal Other School Districts Outside Wisconsin	0.00	0.00	0.00
Intermediate Sources			
510 Transit of Aids	5,726.36	4,385.30	4,170.00
530 Payments for Services from CCDEB	0.00	0.00	0.00
540 Payments for Services from CESA	0.00	0.00	0.00
580 Medical Services Reimbursement	0.00	0.00	0.00
590 Other Intermediate Sources	1,898.05	10,481.25	1,200.00
Subtotal Intermediate Sources	7,624.41	14,866.55	5,370.00
State Sources			
610 State Aid -- Categorical	63,766.00	58,835.79	88,850.00
620 State Aid -- General	3,891,633.00	3,503,183.00	3,288,868.00
630 DPI Special Project Grants	317.40	12,085.88	0.00
640 Payments for Services	0.00	0.00	0.00
650 Student Achievement Guarantee in Education (SAGE Grant)	131,920.00	108,148.34	104,000.00
660 Other State Revenue Through Local Units	0.00	0.00	0.00
690 Other Revenue	187,585.00	149,793.86	155,088.00
Subtotal State Sources	4,275,221.40	3,832,046.87	3,636,806.00
Federal Sources			
710 Transit of Aids	0.00	0.00	0.00
720 Impact Aid	0.00	0.00	0.00
730 DPI Special Project Grants	34,185.00	29,770.83	29,593.00
750 IASA Grants	174,351.30	147,593.52	116,635.00
760 JTPA	0.00	0.00	0.00
770 Other Federal Revenue Through Local Units	0.00	0.00	0.00
780 Other Federal Revenue Through State	141,880.00	2,586.00	0.00

790 Other Federal Revenue - Direct	0.00	0.00	0.00
Subtotal Federal Sources	350,416.30	179,950.35	146,228.00
Other Financing Sources			
850 Reorganization Settlement	0.00	0.00	0.00
860 Compensation, Fixed Assets	2,000.00	2,545.00	2,405.00
870 Long-Term Obligations	0.00	0.00	0.00
Subtotal Other Financing Sources	2,000.00	2,545.00	2,405.00
Other Revenues			
960 Adjustments	8,426.00	15,143.00	8,500.00
970 Refund of Disbursement	10,883.43	8,494.41	4,454.00
980 Medical Service Reimbursement	0.00	0.00	0.00
990 Miscellaneous	0.00	530.90	0.00
Subtotal Other Revenues	19,309.43	24,168.31	12,954.00
TOTAL REVENUES & OTHER FINANCING SOURCES	8,006,988.83	7,193,924.67	6,997,000.00
EXPENDITURES & OTHER FINANCING USES			
Instruction			
110 000 Undifferentiated Curriculum	1,886,611.24	1,776,027.62	1,772,939.91
120 000 Regular Curriculum	833,332.30	691,537.96	730,256.27
130 000 Vocational Curriculum	322,833.06	357,736.77	316,466.18
140 000 Physical Curriculum	176,997.71	173,699.67	160,420.20
160 000 Co-Curricular Activities	155,046.13	170,350.32	192,497.44
170 000 Other Special Needs	182,823.80	170,986.03	131,596.66
Subtotal Instruction	3,557,644.24	3,340,338.37	3,304,176.66
Support Sources			
210 000 Pupil Services	147,760.45	118,856.25	144,064.87
220 000 Instructional Staff Services	188,330.40	210,903.87	207,130.78
230 000 General Administration	245,970.25	262,534.19	267,092.38
240 000 School Building Administration	367,818.09	355,667.07	337,229.10
250 000 Business Administration	2,211,602.19	1,740,236.64	1,480,305.19
260 000 Central Services	203,119.85	198,106.50	211,455.70
270 000 Insurance & Judgments	72,276.49	99,478.54	123,096.32
280 000 Debt Services	0.00	0.00	0.00
290 000 Other Support Services	42,827.27	55,823.11	61,400.00
Subtotal Support Sources	3,479,704.99	3,041,606.17	2,831,774.34
Non-Program Transactions			
410 000 Inter-fund Transfers	752,371.36	470,593.71	568,871.00
430 000 Instructional Service Payments	189,911.56	239,042.80	292,178.00
490 000 Other Non-Program Transactions	167.28	191.00	0.00
Subtotal Non-Program Transactions	942,450.20	709,827.51	861,049.00
TOTAL EXPENDITURES & OTHER FINANCING USES	7,979,799.43	7,091,772.05	6,997,000.00

SPECIAL PROJECT FUNDS (FUNDS 21, 23, 27, 29)	Audited 2010-2011	Unaudited 2011-2012	Budget 2012-2013
900 000 Beginning Fund Balance	69,551.04	85,184.90	86,747.76
900 000 Ending Fund Balance	85,184.90	86,747.76	86,747.76
TOTAL REVENUES & OTHER FINANCING SOURCES	1,172,819.23	1,008,882.85	1,005,506.00
100 000 Instruction	715,535.32	662,140.46	619,723.01
200 000 Support Services	268,485.06	258,490.60	268,688.99
400 000 Non-Program Transactions	173,164.99	86,688.93	117,094.00
TOTAL EXPENDITURES & OTHER FINANCING USES	1,157,185.37	1,007,319.99	1,005,506.00

DEBT SERVICE FUND (FUNDS 38, 39)	Audited 2010-2011	Unaudited 2011-2012	Budget 2012-2013
900 000 Beginning Fund Balance	4,517.67	4,567.60	4,619.88
900 000 ENDING FUND BALANCES	4,567.60	4,619.88	4,619.88
TOTAL REVENUES & OTHER FINANCING SOURCES	648,093.69	489,184.28	485,417.56
281 000 Long-Term Capital Debt	648,043.76	489,132.00	485,417.56
282 000 Refinancing	0.00	0.00	0.00
283 000 Operational Debt	0.00	0.00	0.00
285 000 Post Employment Benefit Debt	0.00	0.00	0.00
289 000 Other Long-Term General Obligation Debt	0.00	0.00	0.00
400 000 Non-Program Transactions	0.00	0.00	0.00
TOTAL EXPENDITURES & OTHER FINANCING USES	648,043.76	489,132.00	485,417.56
842 000 INDEBTEDNESS, END OF YEAR	1,218,550.00	757,578.19	298,675.87

CAPITAL PROJECTS FUND (FUNDS 41, 48, 49)	Audited 2010-2011	Unaudited 2011-2012	Budget 2012-2013
900 000 Beginning Fund Balance	0.00	0.00	0.00
900 000 Ending Fund Balance	0.00	0.00	0.00
TOTAL REVENUES & OTHER FINANCING SOURCES	0.00	0.00	0.00
100 000 Instructional Services	0.00	0.00	0.00
200 000 Support Services	0.00	0.00	0.00
300 000 Community Services	0.00	0.00	0.00
400 000 Non-Program Transactions	0.00	0.00	0.00
TOTAL EXPENDITURES & OTHER FINANCING USES	0.00	0.00	0.00

FOOD SERVICE FUND (FUND 50)	Audited 2010-2011	Unaudited 2011-2012	Budget 2012-2013
900 000 Beginning Fund Balance	33,931.06	33,637.87	33,371.65
900 000 ENDING FUND BALANCE	33,637.87	33,371.65	33,371.65
TOTAL REVENUES & OTHER FINANCING SOURCES	278,860.05	313,114.86	295,140.00
200 000 Support Services	279,153.24	313,381.08	295,140.00
400 000 Non-Program Transactions	0.00	0.00	0.00
TOTAL EXPENDITURES & OTHER FINANCING USES	279,153.24	313,381.08	295,140.00

COMMUNITY SERVICE FUND (FUND 80)	Audited 2010-2011	Unaudited 2011-2012	Budget 2012-2013
900 000 Beginning Fund Balance	0.00	0.00	0.00
900 000 ENDING FUND BALANCE	0.00	0.00	0.00
TOTAL REVENUES & OTHER FINANCING SOURCES	0.00	0.00	0.00
200 000 Support Services	0.00	0.00	0.00
300 000 Community Services	0.00	0.00	0.00
400 000 Non-Program Transactions	0.00	0.00	0.00
TOTAL EXPENDITURES & OTHER FINANCING USES	0.00	0.00	0.00

PACKAGE & COOPERATIVE PROGRAM FUND (FUNDS 91, 93, 99)	Audited 2010-2011	Unaudited 2011-2012	Budget 2012-2013
900 000 Beginning Fund Balance	0.00	0.00	0.00
900 000 ENDING FUND BALANCE	0.00	0.00	0.00
TOTAL REVENUES & OTHER FINANCING SOURCES	0.00	0.00	0.00
100 000 Instruction	0.00	0.00	0.00
200 000 Support Services	0.00	0.00	0.00
400 000 Non-Program Transactions	0.00	0.00	0.00
TOTAL EXPENDITURES & OTHER FINANCING USES	0.00	0.00	0.00

Total Expenditures and Other Financing Uses

ALL FUNDS	Audited 2010-2011	Unaudited 2011-2012	Budget 2012-2013
GROSS TOTAL EXPENDITURES -- ALL FUNDS	10,064,181.80	8,901,605.12	8,783,063.56
Interfund Transfers (Source 100) - ALL FUNDS	752,371.36	470,593.71	568,871.00
Refinancing Expenditures (FUND 30)	0.00	0.00	0.00
NET TOTAL EXPENDITURES -- ALL FUNDS	9,311,810.44	8,431,011.41	8,214,192.56
PERCENTAGE INCREASE - NET TOTAL FUND EXPENDITURES FROM PRIOR YEAR		-9.46%	-2.57%

PROPOSED PROPERTY TAX LEVY

FUND	Audited 2010-2011	Unaudited 2011-2012	Budget 2012-2013
General Fund	3,076,481.00	2,851,179.00	2,907,737.00
Referendum Debt Service Fund	486,699.84	489,132.00	485,417.56
Non-Referendum Debt Service Fund	0.00	0.00	0.00
Capital Expansion Fund	0.00	0.00	0.00
Community Service Fund	0.00	0.00	0.00
TOTAL SCHOOL LEVY	3,563,180.84	3,340,311.00	3,393,154.56
PERCENTAGE INCREASE --			
TOTAL LEVY FROM PRIOR YEAR		-6.25%	1.58%

The below listed new or discontinued programs have a financial impact on the proposed 2011-2012 budget:

DISCONTINUED PROGRAMS	FINANCIAL IMPACT
Driver's Education	17,050.00
Health Insurance Change	75,000.00
School Forest Grant	44,404.00
Bus Route Consolidation & Gasoline Costs	28,000.00
NEW PROGRAMS	FINANCIAL IMPACT
Computer Rotation (50 units)	40,000.00